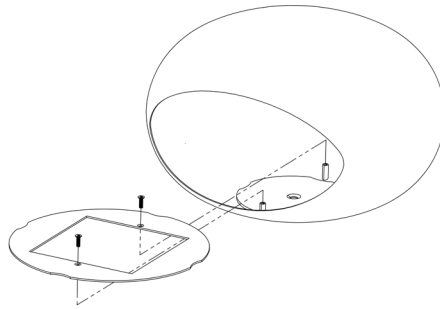


CHANGE THE LE FE DOME FROM GROUND TO SKY MODEL



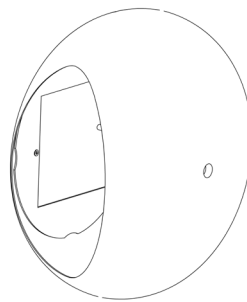
Step 1.

Remove the two Allen bolts and take out the burner fixing plate.



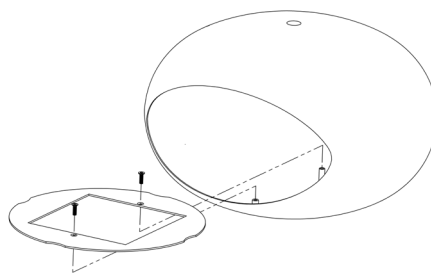
Step 2.

Turn around the Dome 180°



Step 3.

Place the burner fixing plate in the bottom, mount and tighten the two Allen bolts



Step 4.

Now the Dome is ready to be fitted as a Sky model.

