
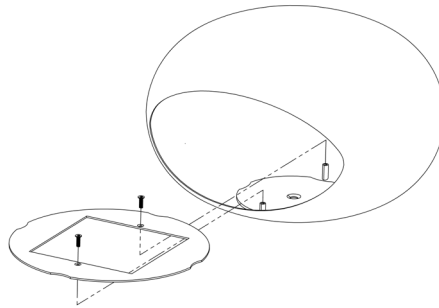


## CHANGE THE LE FE DOME FROM GROUND TO SKY MODEL



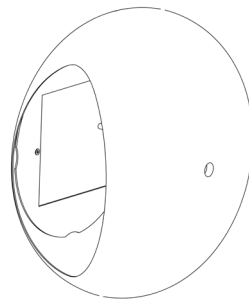
### Step 1.

Remove the two Allen bolts and take out the burner fixing plate.



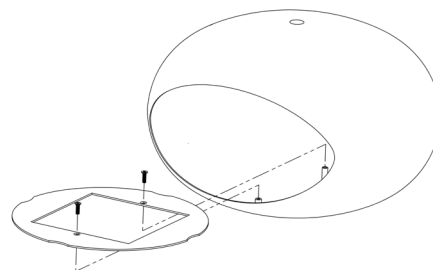
### Step 2.

Turn around the Dome 180°



### Step 3.

Place the burner fixing plate in the bottom, mount and tighten the two Allen bolts



### Step 4.

Now the Dome is ready to be fitted as a Sky model.

